

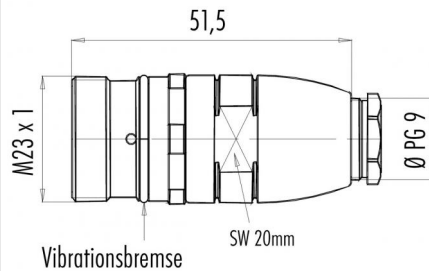
Product description **M23 coupling plug, Contacts: 12, 6.0 - 10.0 mm, solder, IP67**

Area **M23 series 623**
Order number **99 4615 00 12**

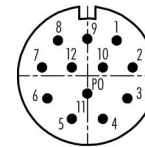
Illustration



Scale drawing



Contact arrangement (Plug-in side)



	X	Y
1	3,60	4,30
2	5,55	1,00
3	4,90	-2,80
4	1,90	-5,30
5	-1,90	-5,30
6	-4,90	-2,80
7	-5,55	1,00
8	-3,60	4,30
9	0,00	4,50
10	1,90	1,00
11	0,00	-2,20
12	-1,90	1,00

You can find the assembly instructions on the next page.

Technical data

General values

Connector design	coupling plug
Connector locking system	screw
Termination	solder
Arrangement of contacts	clockwise
Wire gauge (mm)	max. 1.00 mm ²
Wire gauge (AWG)	max. AWG 17
Cable outlet	6.0 - 10.0 mm
Upper limit temperature	125 °C
Lower limit temperature	-25 °C
Customs tariff number	85369010

Electrical values

Rated current (40 °C)	8 A
Rated voltage	150 V
Rated impulse voltage	1500 V
Pollution degree	3
Overvoltage category	II
Insulating material group	III
Insulation resistance	≥ 10 ¹⁰ Ω
Degree of protection	IP67
Mechanical operation	> 50 Mating cycles

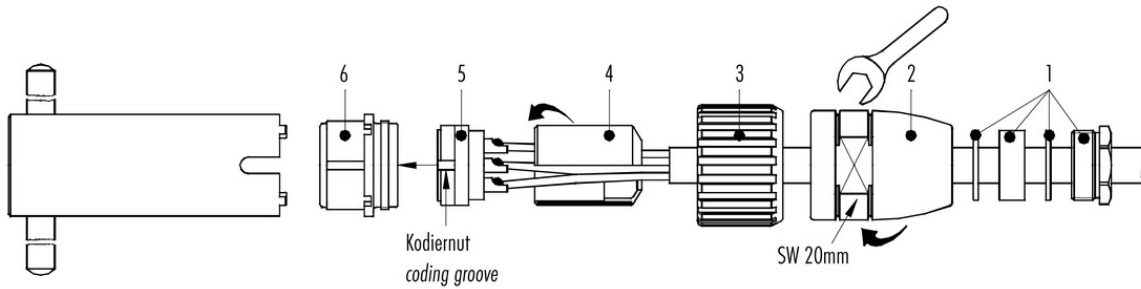
Material

Contact material	CuZn (brass)
Contact plating	Au (gold)
Contact body material	PBT/PA66
REACH SVHC	CAS 7439-92-1 (Lead)

Product description **M23 coupling plug, Contacts: 12, 6.0 - 10.0 mm, solder, IP67**

Area **M23 series 623**
 Order number **99 4615 00 12**

Assembly instructions / Panel cut-out



- Push the cable screw connection (1), adapter (2) and coupling nut (3) onto the cable.
- Strip the cable coating by 20 mm.
- Trim foil, filler and inner insulation.
- Strip the single wires by 3.5 mm, twist and tin.
- Solder the single wires to the contacts.
- Insert the distance shell (4).
- Guide the insert (5) and distance shell (4) into the insert ring (6), mind that the desired coding groove of the insert (6) is pushed into the coding bar.

- Screw the adapter (2) as tight as possible.
- Screw the cable gland (1) as tight as possible.

Please note: torque for clamping screw for contact insert (5) with screw contacts:

- max. 0.1 Nm for screw contacts with mating dia. 1 mm
- max. 0.2 Nm for screw contacts with mating dia. 2 mm

Product description	M23 coupling plug, Contacts: 12, 6.0 - 10.0 mm, solder, IP67
Area	M23 series 623
Order number	99 4615 00 12

Security notices

The connector must not be plugged or unplugged under load. Non-observance and improper use can result in personal injury.

The connectors have been developed for applications in plant engineering, control and electrical equipment construction. The user is responsible for checking whether the connectors can also be used in other areas of application.

Connectors which are used in circuits with voltages dangerous to the touch may only be installed and used by, or under the supervision of, persons with electrical engineering training, taking into account the applicable regulations and standards.

Plug connectors with enclosure protection IP 67 and IP 68 are not suitable for use under water. When used outdoors, the plug connectors must be protected separately against corrosion. For further information on the IP protection classes, please refer to the "Technical Information" download centre.

To lock the cable connector with the device connector, the threaded ring is tightened "hand-tight" (approx. 50 cNm).