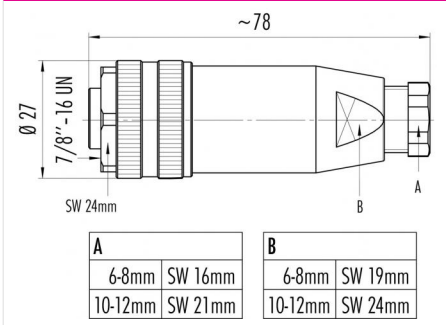


Product description	7/8" female cable connector, Contacts: 2+PE, 6.0 - 8.0 mm, unshielded, screw clamp, IP67, UL, VDE
Area	7/8" series 820
Order number	99 2440 12 03

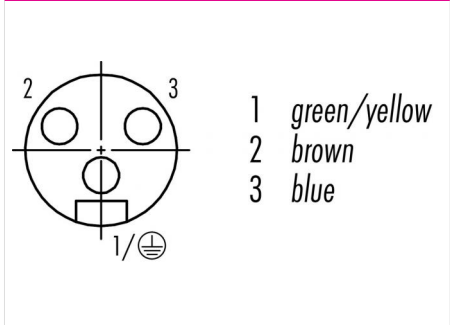
Illustration



Scale drawing



Contact arrangement (Plug-in side)



You can find the component part drawing and assembly instructions on the next page.

Technical data

General values

Connector design	female cable connector
Connector locking system	screw
Termination	screw clamp
Wire gauge (mm)	max. 1.50 mm ²
Wire gauge (AWG)	max. AWG 16
Cable outlet	6.0 - 8.0 mm
Upper limit temperature	85 °C
Lower limit temperature	-25 °C
Customs tariff number	85369010

Electrical values

Rated current (40 °C)	12 A
Rated voltage	300 (UL 600 V) V
Rated impulse voltage	4000 V
Pollution degree	3
Overvoltage category	III
Insulating material group	III
Insulation resistance	≥ 10 ¹⁰ Ω
EMC compliance	unshielded
Degree of protection	IP67
Mechanical operation	> 50 Mating cycles

Material

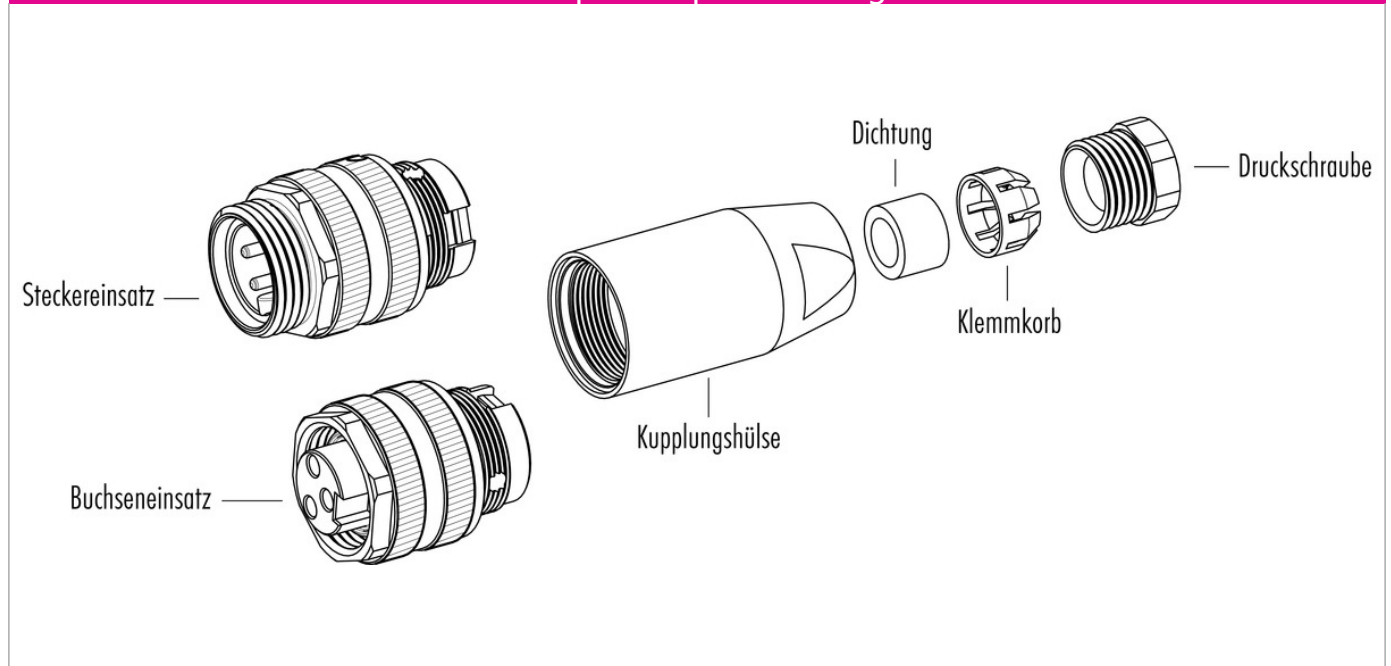
Contact material	Pin: CuZn (brass) / Socket: CuSn (bronze)
Contact plating	Au (gold)
Contact body material	PUR/PA
Housing material	PBT
Locking material	Zinc die-cast nickel-plated
REACH SVHC	CAS 7439-92-1 (Lead)

authorization/approvals

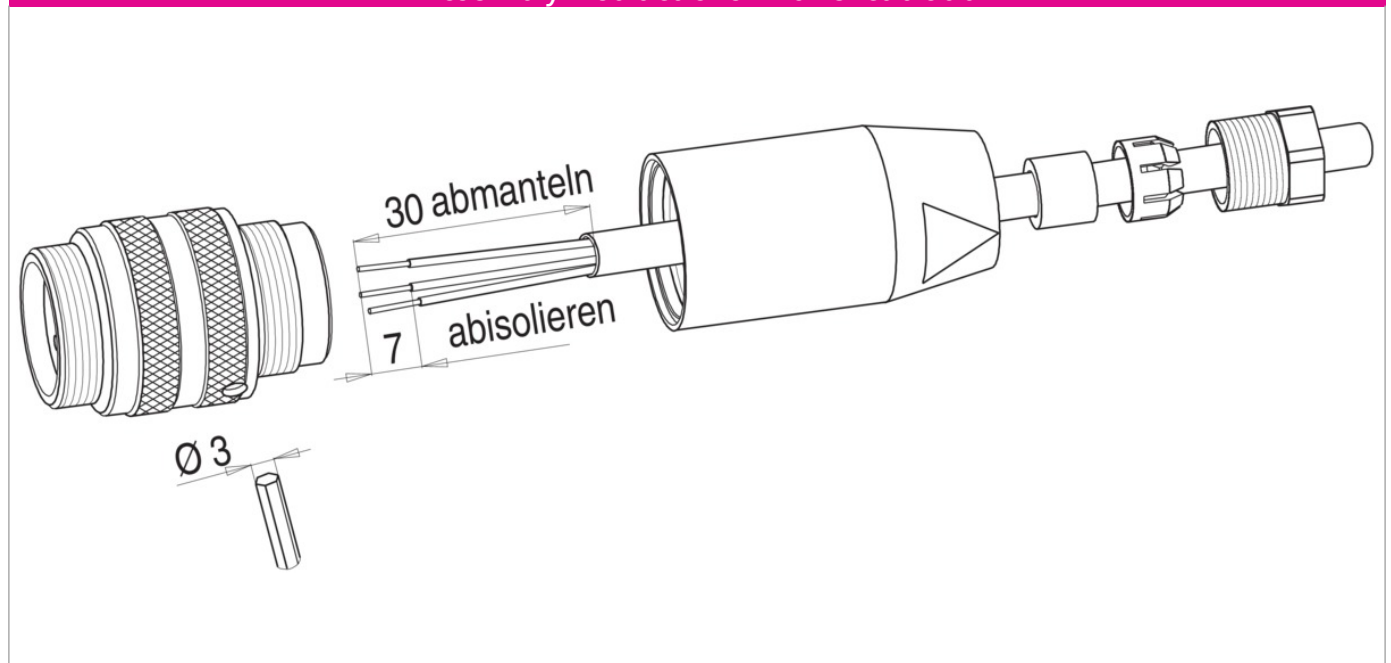
Approval 1	UL
Approval 2	VDE

Product description	7/8" female cable connector, Contacts: 2+PE, 6.0 - 8.0 mm, unshielded, screw clamp, IP67, UL, VDE
Area	7/8" series 820
Order number	99 2440 12 03

Component part drawing



Assembly instructions / Panel cut-out



Product description	7/8" female cable connector, Contacts: 2+PE, 6.0 - 8.0 mm, unshielded, screw clamp, IP67, UL, VDE
Area	7/8" series 820
Order number	99 2440 12 03

Security notices

The connector must not be plugged or unplugged under load. Non-observance and improper use can result in personal injury.

The connectors have been developed for applications in plant engineering, control and electrical equipment construction. The user is responsible for checking whether the connectors can also be used in other areas of application.

Connectors which are used in circuits with voltages dangerous to the touch may only be installed and used by, or under the supervision of, persons with electrical engineering training, taking into account the applicable regulations and standards.

Plug connectors with enclosure protection IP 67 and IP 68 are not suitable for use under water. When used outdoors, the plug connectors must be protected separately against corrosion. For further information on the IP protection classes, please refer to the "Technical Information" download centre. To lock the cable connector with the device connector, the threaded ring is tightened "hand-tight" (approx. 50 cNm).