

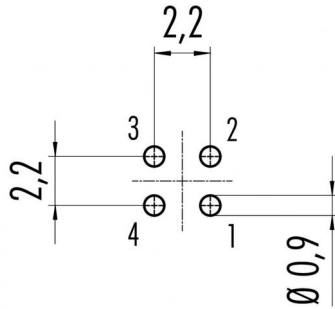
Product description M9 IP67 male panel mount connector, Contacts: 4, unshielded, dip-solder, IP67, front mounting

Area M9 IP67 series 712
Order number 09 0411 90 04

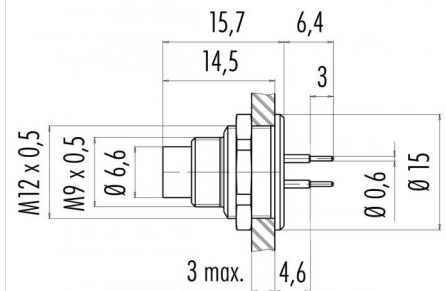
Illustration



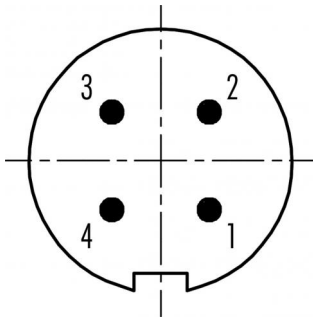
Conductor layout



Scale drawing



Contact arrangement (Plug-in side)



You can find the assembly instructions on the next page.

Technical data

General values

Connector design	male panel mount connector
Connector locking system	screw
Termination	dip-solder
Upper limit temperature	85 °C
Lower limit temperature	-40 °C
Customs tariff number	85369010

Electrical values

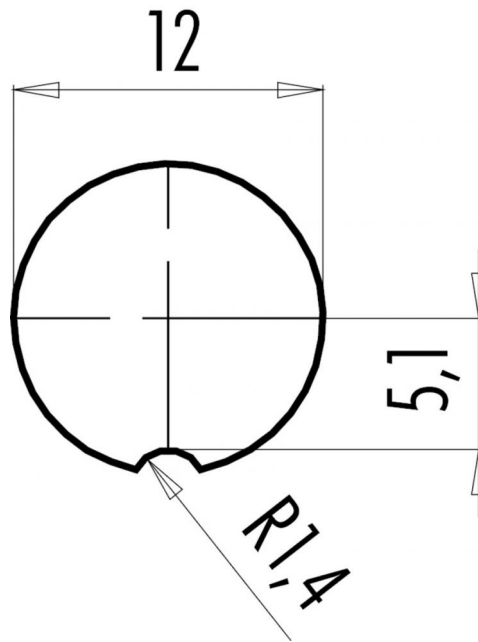
Rated current (40 °C)	3 A
Rated voltage	125 V
Rated impulse voltage	1500 V
Pollution degree	1
Overvoltage category	II
Insulating material group	III
Insulation resistance	≥ 10 ¹⁰ Ω
EMC compliance	unshielded
Degree of protection	IP67
Mechanical operation	> 500 Mating cycles

Material

Contact material	CuZn (brass)
Contact plating	Au (gold)
Contact body material	PA (UL94 V-0)
REACH SVHC	CAS 7439-92-1 (Lead)

Product description	M9 IP67 male panel mount connector, Contacts: 4, unshielded, dip-solder, IP67, front mounting
Area	M9 IP67 series 712
Order number	09 0411 90 04

Assembly instructions / Panel cut-out



Product description **M9 IP67 male panel mount connector, Contacts: 4, unshielded, dip-solder, IP67, front mounting**

Area **M9 IP67 series 712**
Order number **09 0411 90 04**

Security notices

The connector must not be plugged or unplugged under load. Non-observance and improper use can result in personal injury.

The connectors have been developed for applications in plant engineering, control and electrical equipment construction. The user is responsible for checking whether the connectors can also be used in other areas of application.

Plug connectors with enclosure protection IP 67 and IP 68 are not suitable for use under water. When used outdoors, the plug connectors must be protected separately against corrosion. For further information on the IP protection classes, please refer to the "Technical Information" download centre.